

## ***Pholcus acutulus* Paik, 1978**

**Paik, K. Y. 1978.** The Pholcidae (Araneae) of Korea. Educational Journal Kyungpook Univ. 20(1978): 113-135.

p. 121

### *Pholcus acutulus* sp. nov.

(Figs. 30-38)

Measurements(mm.). *Male*(Holotype): BL-60, CL-1.82, CW-1.79, LBL+SL-1.38, LBW-0.44, SW-1.36, EDL=0.79, EDW-0.28, AER-0.71, PER-0.78, AL-4.44, AW-1.72, Leg I 56.49(14.12, 0.81, 14.56, 24.27, 3.02), II 37.73(10.44, 0.81, 10.00, 15.15, 1.62), III 26.33(7.58, 0.74, 6.91, 10.00, 1.32), IV 33.33(10.30, 0.74, 9.12, 11.77, 1.62). Palp 3.67(0.97, 0.55, 1.48, 0.67).

*Female*(Allotype). BL-4.99, CL-1.77, CW-1.61, LBL+SL-1.25, LBW-0.39, SW-1.18, EDL-0.72, EDW-0.22, AER-0.64, PER-0.69, AL-3.48, AW-1.64. Leg I 41.78(9.81, 0.74, 10.56, 18.29, 2.68), II 28.41(7.44, 0.74, 7.44, 11.45, 1.64), III 21.80(5.80, 0.67, 6.55, 7.81, 1.19), IV 27.90(7.88, 0.69, 7.29, 10.78, 1.56). Palp 1.44(0.41, 0.21, 0.31, 0.51).

**Description.** *Male*(Holotype): Carapace slightly longer than the width in the ratio of 100 : 98 ; pale yellow, with brownish gray dorsal pattern similar to that of *P. crypticolens*. Eye ratio, AME < PME < PLE = ALE (10 : 14 : 15 : 15). Eye row index 91. Both eyes row recurved respectively. Anterior median eyes separated from each other by their radius, from lateral eyes by 0.4 times their diameter. Posterior median eyes separated from each other by 1.5 times their diameter, from lateral eyes by 0.2 times their diameter. Median ocular quadrangle wider behind than in front, in the ratio of 43:23, and wider than the length in the ratio 43:27. Clypeus 6 times the diameter of anterior median eye. Chelicerae brown, armed with tooth-like projection as shown in fig. 35. Endite, labium and sternum yellow-brown, mottled with grayish brown. Endites contact at the front of labium. Legs brown in ground color, with faint yellow annulation on the tibiae and distal parts of femora, Leg formula 1,2,4,3; leg formular index 100 : 67 : 47 : 59. Leg I/C 31.04. Femur I/C 5.54. Abdomen cylindrical, abdominal index 39; pale yellowish gray with brownish gray pattern on dorsum.

*Male palp*: The uncus reddish dark brown, Jew's-ear shaped as *P. montanus* and *P. crassus*. Embolus brownish yellow, the tip hairy. Prokursus reddish dark brown; with a very conspicuous keel-like ridge on the proximal venter; the distal portion bent inward in frontal view. Trochanter as shown in fig. 34.

*Female*(Allotype): Carapace longer than the width in the ratio 100 : 91 ; coloration and pattern are same as the male. Eye ratio AME < PME < ALE = PLE (9 : 13 : 14 : 14). Eye row index 93. Anterior median eyes separated from each other

p. 122

slightly more than their diameter, from lateral eyes one-third their diameter. Posterior median eyes separated from each other by 1.2 times their diameter. from lateral eyes by 0.2 times their diameter. Clypeus about 4 times the diameter of anterior median eyes. Leg formula, 1, 2, 4, 3. Leg I/C 23.61. Femur I/C 5.54. Abdominal index 47. Epigynum as shown in figs. 36—37.

**Specimens examined.** *Holotype*: ♂, 24—VII—1961, Mt. Sökkri, Collected by Kap Yong Paik. *Allotype*: ♀, Date, locality and collector are same as holotype. *Paratype*: Mt. Sökkri (1 ♂, 28—VII—1957, 2 ♂ ♂, 21—24—VII—1961, Kap Yong Paik).

**Diagnosis.** Present species very resembles to *P. montanus* and *P. crassus*, but easily distinguishable from *P. crassus* by the detailed aspects of prokursus of male organ, and from *P. montanus* by the spur of trochanter which is not divided into two branches.

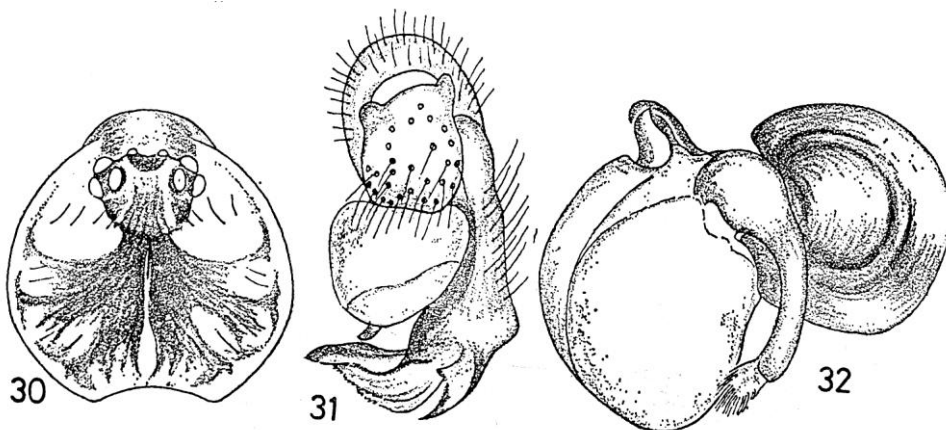
p. 129

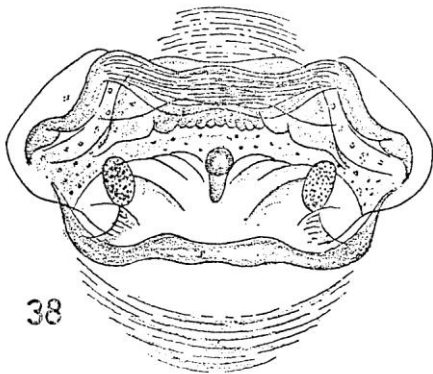
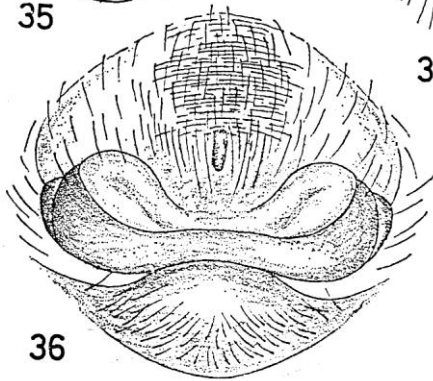
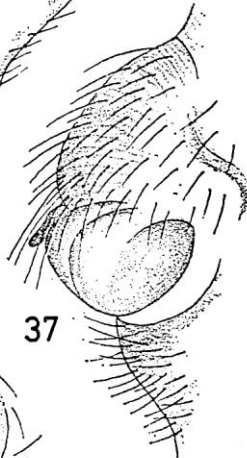
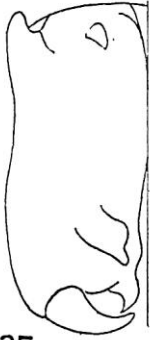
30. *Pholcus acutulus* sp. nov., Cephalothorax, Male.
31. Same, Male palp, Left, frontal view.
32. Same, Uncus, embolus and bulb, Left, ectal view.
33. Same, Male palp, Left, ectal view.
34. Same, Trochanter of male palp, Left, ventral view.
35. Same, Chelicera, Male, Right, frontal view.

p. 130

36. Same, Epigynum.
37. Same, Epigynum, lateral view.
38. Same, Genitalia, inner view.

p. 133





### 5-6 목이유령거미

*Pholcus acutulus* Paik 1978



목이유령거미(♀)



목이유령거미(♂)



배갑은 담갈색으로 가슴 전체에 증앙이 갈라진 회갈색의 복잡한 무늬가 있다. 위턱은 암갈색이며, 앞 옆면에 넓죽한 이빨 모양의 돌기가 있다. 가슴판은 노란색 바탕에 암회색 얼룩무늬가 있다. 다리는 갈색 바탕에 넓적다리마디와 종아리마디에 노란색 고리무늬가 있다. 배는 긴 타원형으로, 황백색 바탕에 회갈색 얼룩무늬가 있다. 산야 바위 밑 등에서 발견된다.

- 몸 길이  
♀ 5mm 내외  
♂ 6mm 내외
- 출현기  
6~9월
- 분포  
한국(고유종)
- 모식 산지  
충북 보은군 속리산  
(俗離山)

Huber, B. A. 2011. Revision and cladistic analysis of *Pholcus* and closely related taxa (Araneae, Pholcidae). Bonner zool. Monographien 58: 1-510.

p. 462

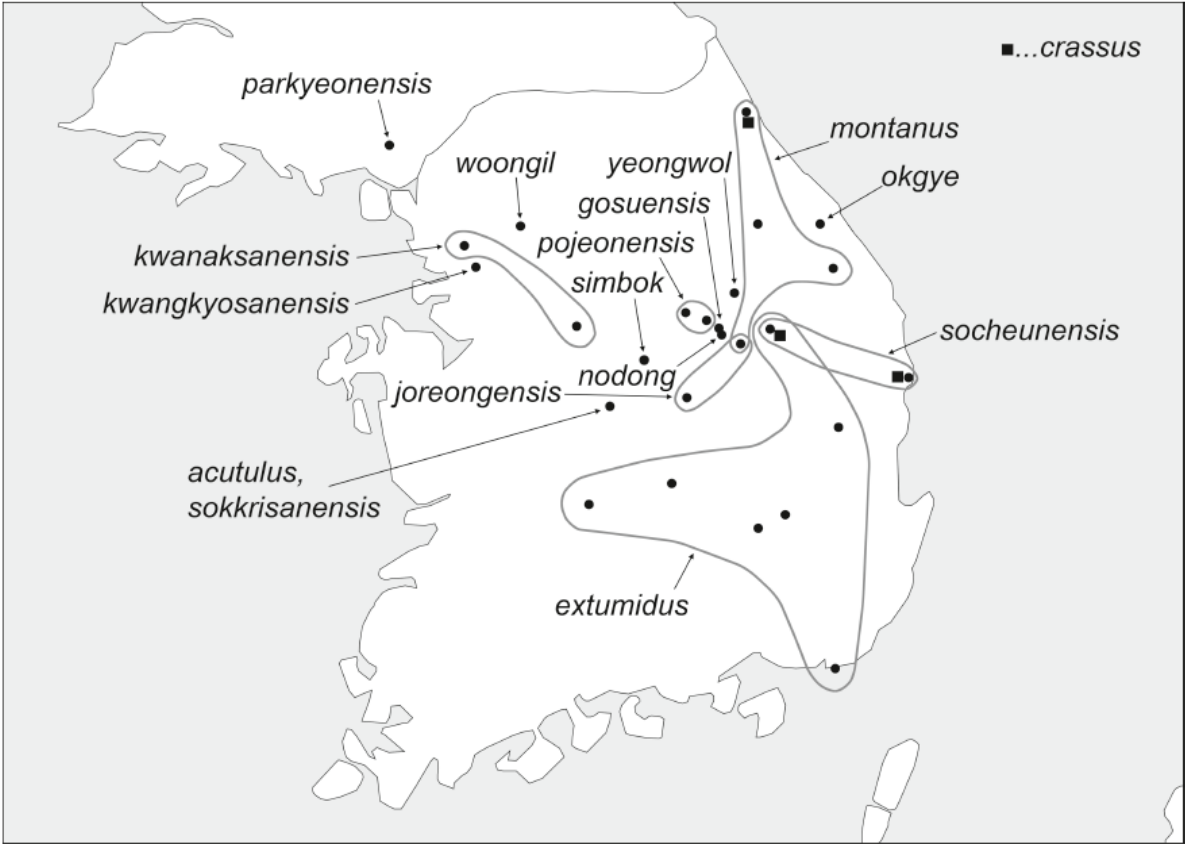


FIG. 2217. Known distribution of Korean representatives of the *Pholcus phungiformes* species group.