

***Pholcus baka* Huber, 2011**

Huber, B. A. 2011. Revision and cladistic analysis of *Pholcus* and closely related taxa (Araneae, Pholcidae). *Bonner zool. Monographien* 58: 1-510.

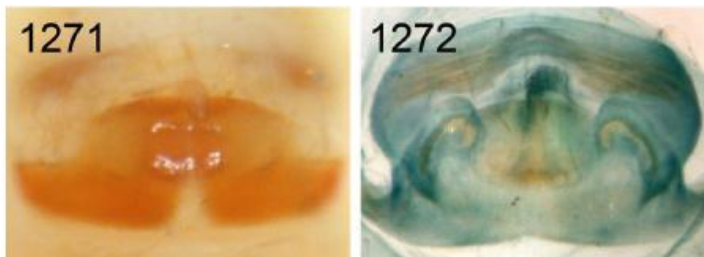
p. 10



baka, female, Kribi, Cameroon.

12. *Pholcus*

p. 261



1271, 1272. *Ph. baka*.

p. 269

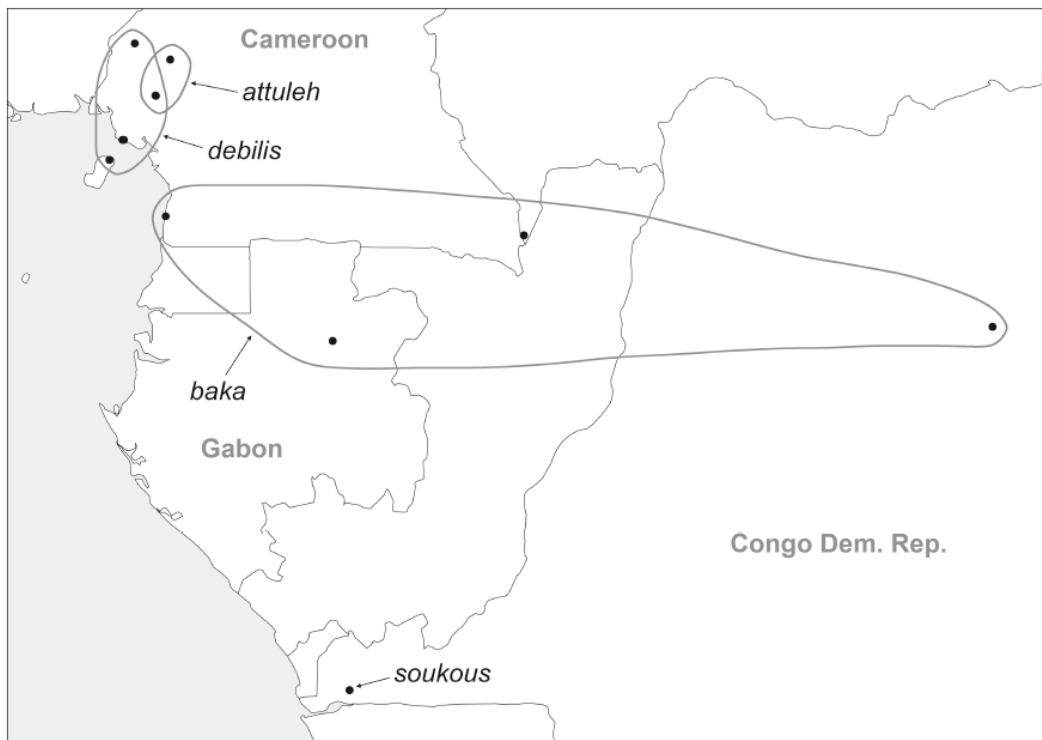


FIG. 1302. Known distribution of the *Pholcus debilis* species group.

Pholcus baka n. sp.

Figs. 12, 1271, 1272, 1339-1343

Type. Male holotype from Cameroon, South Region, between Kribi and Campo, "site 1" (2°42.2'N, 9°51.8'E), 10 m a.s.l., underside of leaves, 10.iv.2009 (B.A. Huber), in ZFMK.

Etymology. Named for the Baka (also known as Be-bayaka, Bebayaga, or Bibaya), an ethnic group inhabiting the southeastern rain forests of Cameroon and neighboring areas; noun in apposition.

Diagnosis. Distinguished from similar species (*Ph. debilis*, *Ph. attuleh*, *Ph. soukous*) by morphology of male palp (Figs. 1339, 1340; shapes of procurus, uncus, and appendix) and female genitalia (Figs. 1271, 1342, 1343; shapes of pore plates and other internal structures); from *Ph. debilis* also by unmodified male clypeus.

Male (holotype). Total body length 3.9, carapace width 1.1. Leg 1: 41.5 (9.8 + 0.4 + 9.6 + 17.5 + 2.7), tibia 2: 5.9, tibia 3: 3.3, tibia 4: 5.1; tibia 1 L/d: 94. Habitus similar to *Ph. debilis* (cf. Figs. 1250, 1251). Carapace pale ochre-yellow, ocular area and clypeus brown, sternum whitish, legs pale ochre-yellow, patellae and tibia-metatarsus joints light brown, abdomen pale ochre-gray with some indistinct darker marks dorsally and laterally. Distance PME-PME 510 µm, diameter PME 105 µm, distance PME-ALE 35 µm, no trace of AME. Ocular area elevated, each triad on short stalk directed laterally. No thoracic furrow; clypeus unmodified. Chelicerae as in Fig. 1341, distal frontal apophyses with modified hairs, with large proximal frontal and smaller lateral apophyses. Sternum wider than long (0.70/0.55), unmodified. Palps as in Figs. 1339 and 1340, coxa unmodified, trochanter with short rounded retrolateral apophysis, femur with dorsal and distinct retrolateral apophyses proximally and distinct ventral apophysis, procurus complex distally, bulb with large uncus, weakly sclerotized embolus with fringed

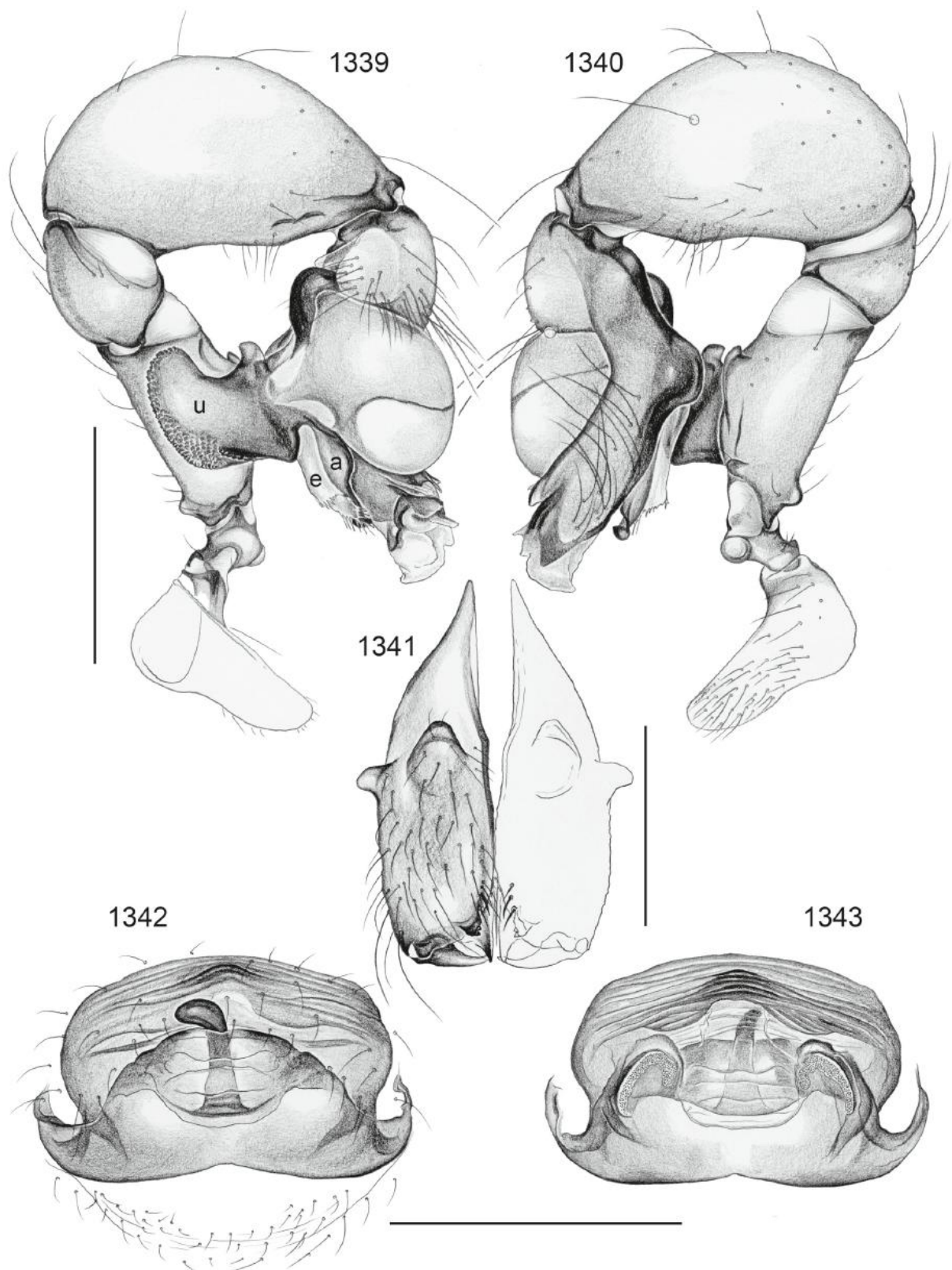


FIG. 1339-1343. *Pholcus baka*. 1339, 1340. Left male palp, prolateral and retrolateral views. 1341. Male chelicerae, frontal view. 1342, 1343. Cleared female genitalia, ventral and dorsal views. Scale lines: 0.5 (1339, 1340, 1342, 1343), 0.3 (1341).

tip, rather flat appendix with distal hook. Legs without spines and curved hairs, few vertical hairs; retro-lateral trichobothrium on tibia 1 at 4%; pro-lateral trichobothrium absent on tibia 1, present on other tibiae; many tarsal pseudosegments, but only distally a few visible in dissecting microscope.

Variation. Some males with monochromous abdomen. Tibia 1 in 5 other males: 8.8-10.0 (mean 9.3).

Female. In general similar to male but triads closer together (distance PME-PME 265 μ m), one female with white spots on abdomen, some females with dark dorsal bands proximally on femora. Tibia 1 in 10 females: 6.5-7.5 (mean 7.0). Epigynum with orange-brown plate, anterior 'knob', distinctive median light area posteriorly (Figs. 1271, 1342); internal genitalia as in Figs. 1272 and 1343.

Distribution. Apparently widely distributed in Cameroon, Gabon, Central African Republic, and Congo Dem. Rep., but note that the two eastern-most records are based on females only (Fig. 1302).

Material examined. CAMEROON: *South Region:* between Kribi and Campo: ♂ holotype above; same data, 2♂4♀ in ZFMK.

GABON: *Ogooué-Ivindo:* Makokou, CNRS [0°30.8'N, 12°48.3'E] (original label says 0°04'N, 12°08'E), ix.-xi.1976 (A.L. Rypstra), 5♂9♀ in USNM.

CENTRAL AFRICAN REPUBLIC: *Prefecture Sangha-Mbaéré:* Parc National Dzanga-Ndoki, 37.9 km 169° S Lidjombo (2°22.2'N, 16°10.3'E), 360 m a.s.l., rainforest, beating low vegetation, 20.-28.v.2001 (B.L. Fisher), 1♀ in CAS (separated from 9027099). CONGO DEM. REP.: Yangambi [0°45.8'N, 24°26.1'E], forest, x.1956 (N.L.H. Krauss), 1♀ in AMNH.