


***Pholcus namou* Huber, 2011**

Huber, B. A. 2011. Revision and cladistic analysis of *Pholcus* and closely related taxa (Araneae, Pholcidae). *Bonner zool. Monographien* 58: 1-510.

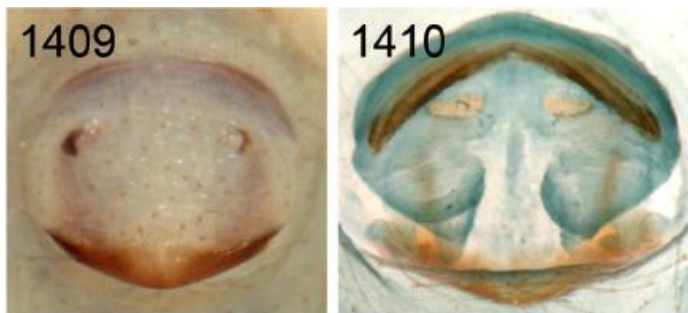
p. 281



1379. *Ph. namou*, male, dorsal and lateral views.

1378,

p. 282



1409, 1410. *Ph. namou*.

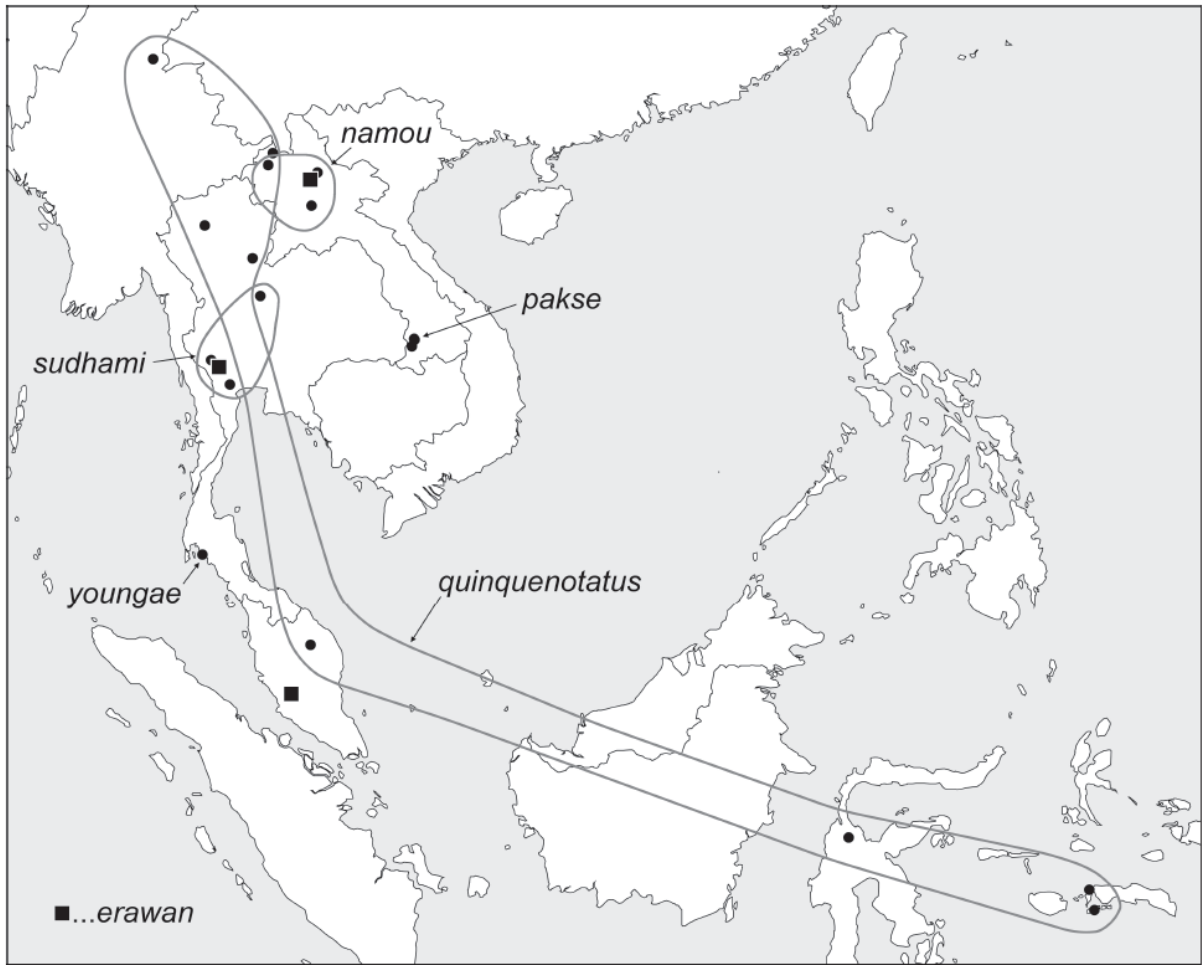


FIG. 1445. Known distribution of the *Pholcus quinquenotatus* species group.

Pholcus namou n. sp.

Figs. 1378, 1379, 1409, 1410, 1471-1475

Type. Male holotype from Laos, Luang Prabang Prov., NE Luang Prabang, Nam Ou, Nong Khiao, Tham Pathok (20°33.1'N, 102°37.9'E), 370 m a.s.l., outside limestone cave, at rocks, by hand, 16.-17. iii.2007 (P. Jäger, F. Steinmetz), in SME.

Etymology. The specific name is a noun in apposition, derived from the type locality.

Diagnosis. Easily distinguished from congeners by male palpal morphology (Figs. 1471, 1472; distinctive process on trochanter, shapes of procurus and uncus, appendix with basal branch) and female genitalia (Figs. 1409, 1474, 1475; epigynum mostly weakly sclerotized; small pore plates).

Male (holotype). Total body length 4.4, carapace width 1.2. Leg 1: 40.7 (9.9 + 0.5 + 9.9 + 18.5 + 1.9), tibia 2: 6.7, tibia 3: 3.7, tibia 4: 5.7; tibia 1 L/d: 93. Habitus as in Figs. 1378 and 1379. Carapace pale gray with V-mark posteriorly, ocular area and clypeus not darkened, sternum with distinctive brown pattern (spots near each leg coxa and median mark with branches to legs 2 and 3), legs pale, patellae and tibia-metatarsus joints brown, abdomen gray, dorsally with few small darker marks and larger whitish marks. Distance PME-PME 250 µm, diameter PME 115 µm, distance PME-ALE 35 µm, distance AME-AME 35 µm, diameter AME 70 µm. Ocular area elevated, posteriorly two areas with many stronger hairs. No thoracic furrow; clypeus unmodified. Chelicerae as in Fig. 1473, distal apophyses with modified hairs, proximally with one pair of lateral apophyses. Sternum wider than long (0.80/0.55), unmodified. Palps as in Figs. 1471 and 1472, coxa unmodified, trochanter with long ventral apophysis and short proximal apophysis pointing distally, femur with indistinct proximal apophysis retrolatero-dorsally, procurus complex distally, with distinctive membranous and sclerotized elements, bulb with uncus, long weakly sclerotized embolus, massive appendix with sclerotized basal branch. Legs without spines and curved hairs, few vertical hairs (most hairs

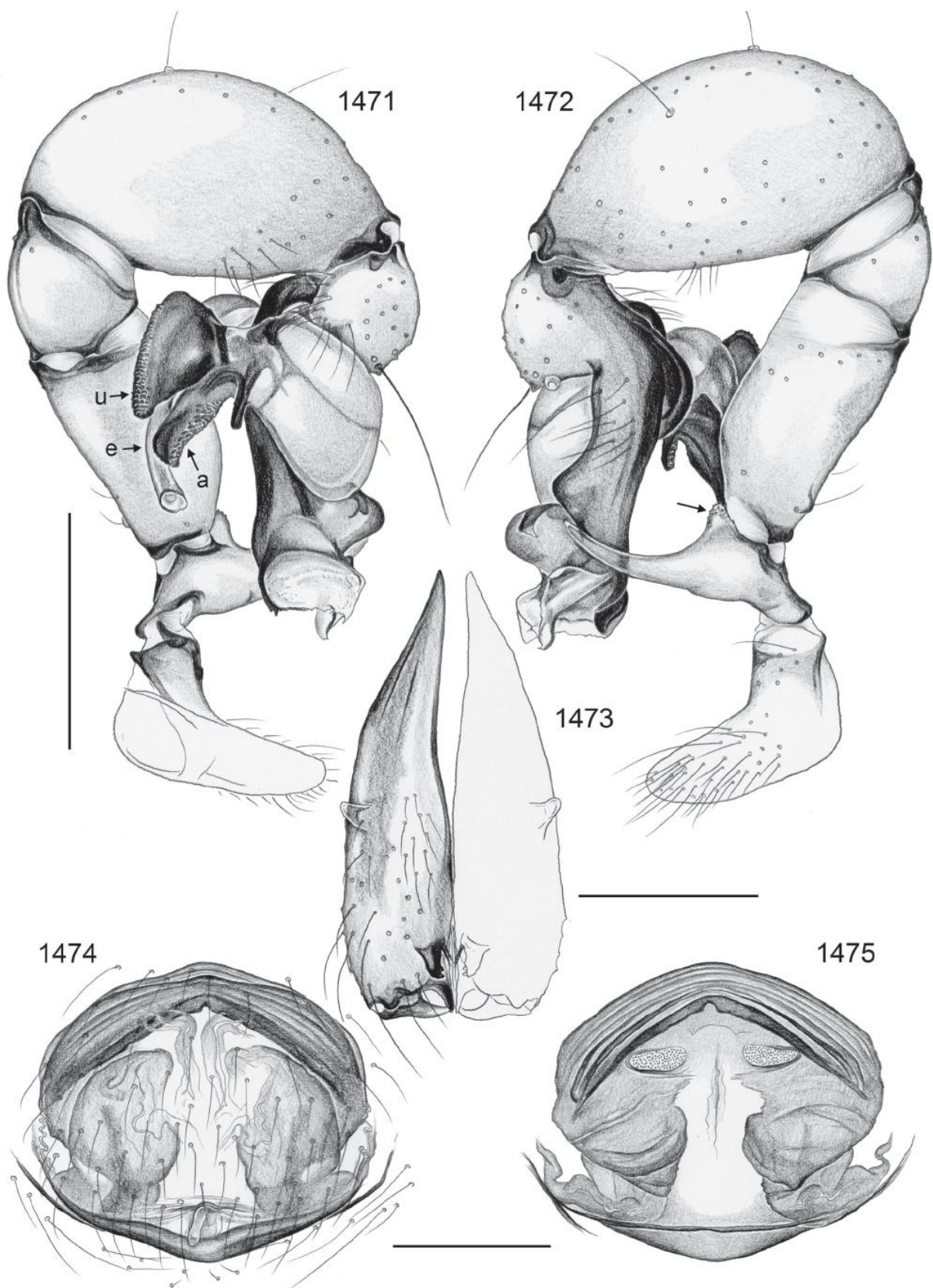


FIG. 1471-1475. *Pholcus namou*. 1471, 1472. Left male palp, prolateral and retrolateral views (arrow points at distinctive trochanter apophysis). 1473. Male chelicerae, frontal view. 1474, 1475. Cleared female genitalia, ventral and dorsal views. Scale lines: 0.5 (1471, 1472), 0.3 (1473-1475).

missing); retrolateral trichobothrium on tibia 1 at 6%; prolateral trichobothrium absent on tibia 1, present on other tibiae; tarsal pseudosegments indistinct, only distally -10 fairly distinct.

Variation. Tibia 1 in 5 other males: 8.9-10.7 (mean 10.1).

Female. In general similar to male but triads closer together (distance PME-PME 170 μ m). Tibia 1 in 8 females: 7.1-8.7 (mean 8.0). Epigynum largely weakly sclerotized oval area, often strongly protruding, narrow posterior sclerite with thin 'knob' (Figs. 1409, 1474); internal genitalia as in Figs. 1410 and 1475.

Distribution. Known from northern Laos only (Fig. 1445).

Material examined. LAOS: *Luang Prabang Prov.*: NE Luang Prabang, Nam Ou, Nong Khiao, Tham Pathok: ♂ holotype above; same data, 3♂4♀ in SMF; same locality, inside cave, at night, by hand, 10./11.iii.2006 (P. Jäger, J. Altmann), 2♂2♀ (2 vials) in SMF; same locality, inside limestone cave, by hand, 16.-17.iii.2007 (P. Jäger, F. Steinmetz), 1♂ in SMF; same locality, outside cave, paddy fields, bananas, at night, sweep net, by hand, 10./11.iii.2006 (P. Jäger, J. Altmann), 1♂2♀ (2 vials) in SMF. Phou Khoun Distr., Tham Muay (19°27.1'N, 102°26.1'E), 4.i.2007 (H. Steiner), 1♂2♀ in SMF. *Luang Namtha Prov.*: Tham Roj Ru (20°47.7'N, 101°00.7'E), 13.ii.2006 (H. Steiner), 1♀ in SMF.